

FIFISH V6

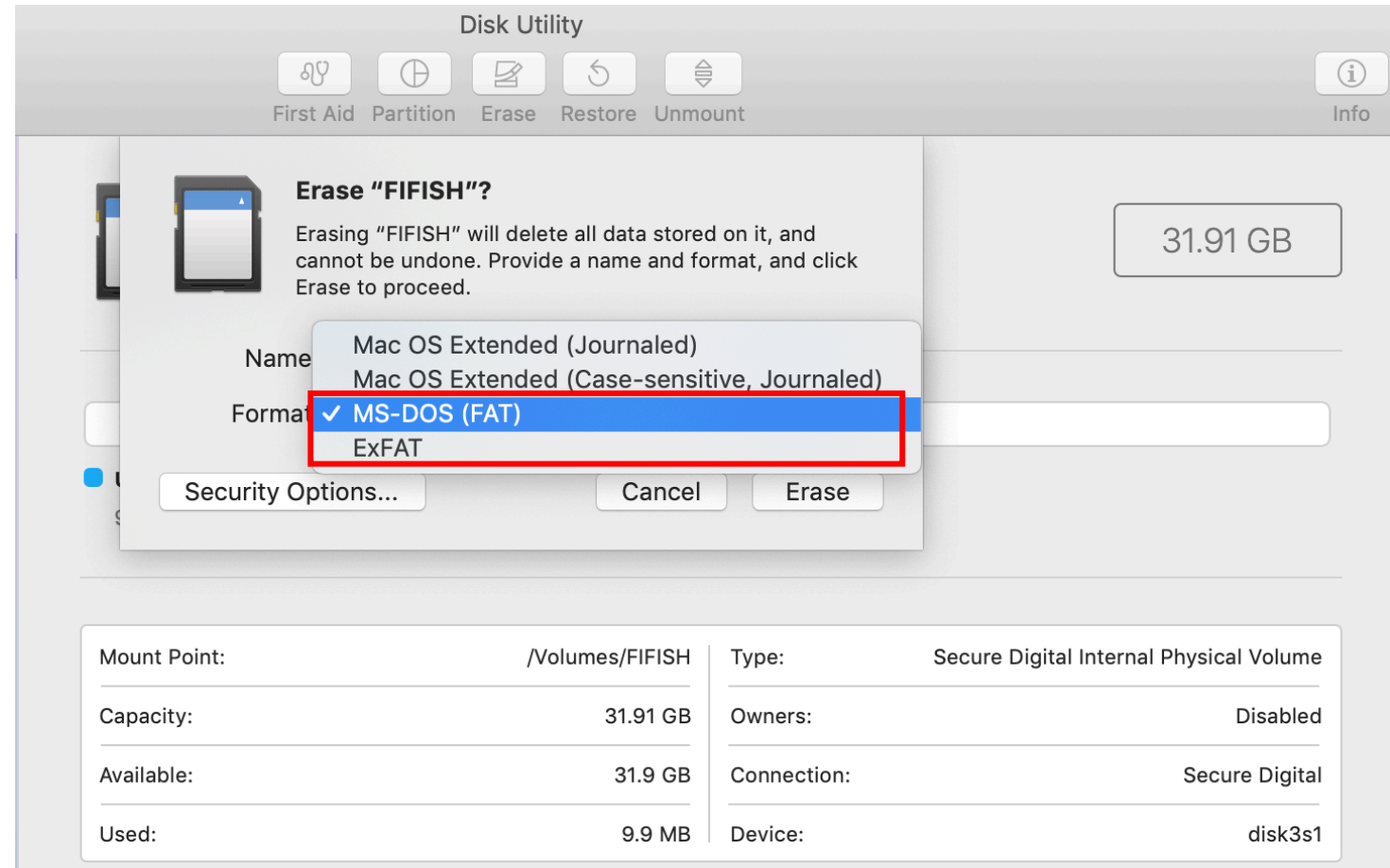
Download Video & Photo to microSD

Prepare List,

1. FIFISH App update (have the latest version of FIFISH App)
2. Firmware update (FIFISH App “help/Firmware Update”)
3. Full charge remote controller, V6 and cell phone

Step 1. Format microSD card

1. Remote Controller (RC) support **FAT32** and **EXFAT** format.
2. The size of microSD card shall not greater than 64GB.






Step 2. Insert microSD card and Start

1. Fully insert microSD card into the RC's slot, then turn on the RC.
2. Press the "Depth holding" and turn on it (beeping will not on when copy).



Step 3. Select and Download

1. Press “MEDIA/DEVICE”, Select “Picture or Video”
2. Press and hold the video, press “Start”, select “Download to remote control”



Step 4. Downloading

1. App will show the status of downloading
2. App will notify when the download is complete

